

User Manual

Video Doorbell



Model: VD1/DBW5

Table of Contents

1 Overview.....	3
1.1 Key Features.....	3
1.2 Read before Use.....	3
1.3 Packing Contents.....	3
1.4 Physical Description.....	4
1.5 SD Card Management.....	5
1.6 Add Device: Connection via the Foscam App.....	5
1.7 Installation.....	6
2 Default Parameters.....	6
3 Specification.....	6

1 Overview

1.1 Key Features

- ◆ 4.0 Megapixels Resolution, support HDR
- ◆ Supports WPA and WPA2 Encryption
- ◆ Support full duplex 2-way Audio
- ◆ Ultra wide Angle lens, diagonal Angle up to 170°
- ◆ Supports AI algorithm (Face recognition)
- ◆ Support 2.4GHz & 5GHz dual-band WiFi
- ◆ Supports image snapshot
- ◆ Supports dual-stream
- ◆ Built-in High efficiency IR LED, has excellent night vision image
- ◆ Supports remote viewing & record from anywhere anytime
- ◆ Multi-level users management with password protection
- ◆ Supports multiple network protocols: IP、TCP、UDP、FTP、DHCP、RTSP、
- ◆ Providing Video Management Software to manage or monitor multi-cameras
- ◆ Supports sound detection
- ◆ Supports Alexa
- ◆ Supports Google Home
- ◆ Complete mounting bracket and kit are available
- ◆ Supports 256G Micro SD Card Storage(External)

1.2 Read before Use

Please first verify that all contents received are complete according to the Package Contents listed below. Before the Network Camera is installed, please carefully read and follow the instructions in the Quick Setup Guide to avoid damage due to faulty assembly and installation. This also ensures the product is used properly as intended.

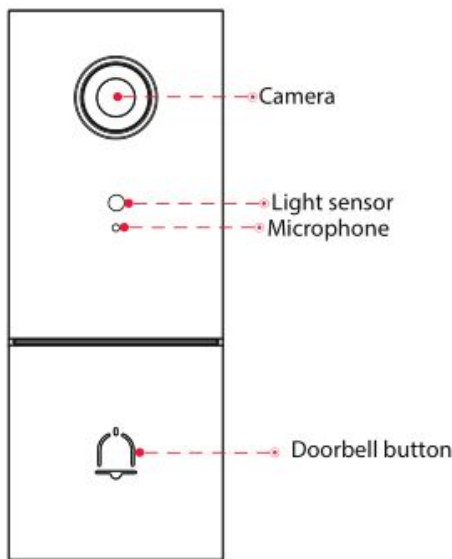
1.3 Packing Contents

● Video Doorbell × 1	● 5° Vertical angle bracket × 1
● 15° Horizontal angle bracket × 1	● Ethernet Cable× 1
● Thick mounting bracket × 1	● Mounting bracket× 1
● Type-c cable × 1	● Power Kit × 1
● Wire Extenders × 2	● Wire Nuts × 2

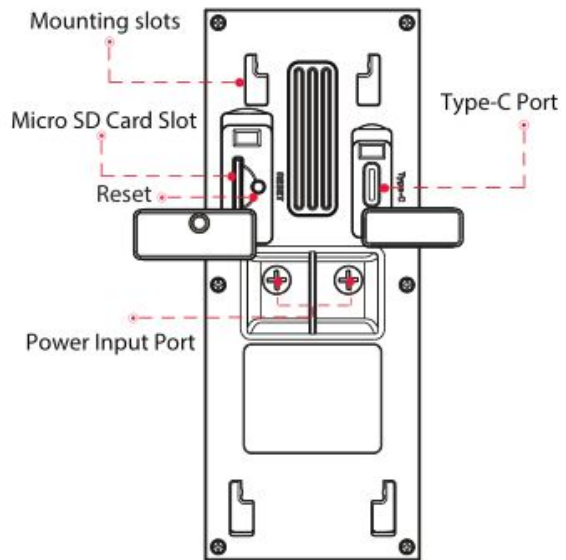
• Dual-purpose screwdriver × 1	• Silicone Plug × 1
• Quick Setup Guide × 1	• Drill Hole Position Template × 1
• Expansion Screws × 1	

1.4 Physical Description

Front Panel



Rear Panel



Camera: Ultra wide Angle lens

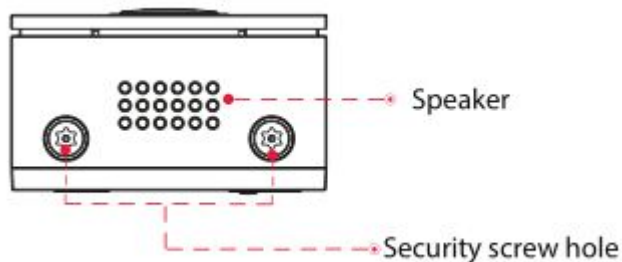
Microphone: Built-in Microphone.

Reset: Press and hold on the reset button for 10 seconds. Releasing the reset button, the password will back to the factory default administrator password.

Micro SD Card slot: Supports up to 128GB SD card for storing the video.

Power Input Port: AC wiring interface.

Type-C Port: Use with C-type cable and 5V DC power distribution network.



Speaker: Built-in speaker

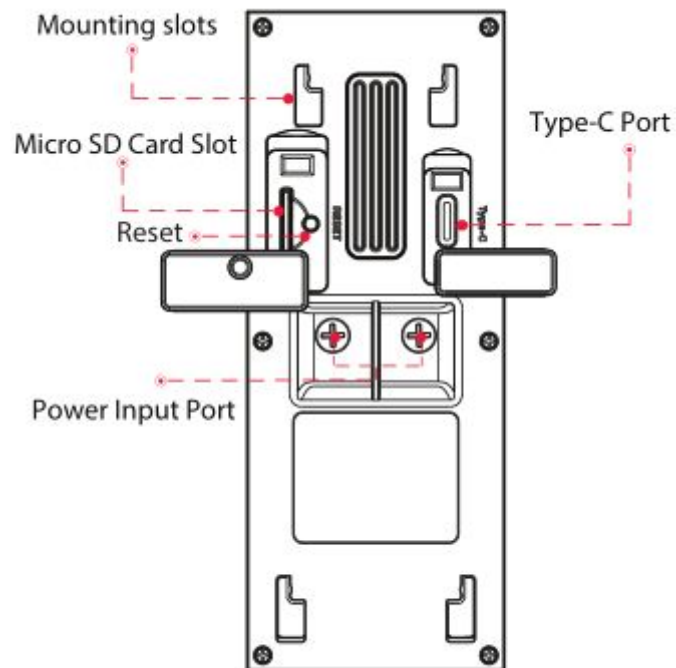
Security screw hole: Used to install anti-theft screws to prevent the doorbell from being stolen.

1.5 SD Card Management

This camera supports Micro SD Card.

When you plug in the SD card during the camera work process, please reboot the camera again, or else the SD card might not work well.

On Foscam app go to the **Settings→Device Status→Device Status** page, you can see the SD card status.



1.6 Add Device: Connection via the Foscam App

Scan the QR code below to download and install the Foscam APP.



Please refer to the **Quick Setup Guide**.

It is strongly recommended that you complete the "add devices" process on the Foscam app before the doorbell hardware is installed.

You can scan the following QR code to watch the added video



1.7 Installation

Please refer to the **Quick Setup Guide**.

Note: Make sure you have installed the Foscam App, and have scanned the doorbell QR code and completed the "add device" process in the app before beginning the hardware installation process.

You can scan the QR code below to search and watch the power kit installation video.



2 Default Parameters

Default network parameters

IP address: obtain dynamically

Subnet mask: obtain dynamically

Gateway: obtain dynamically

3 Specification

ITEMS		VD1
Image Sensor	Sensor Type	High Definition Color CMOS Sensor
	Display Resolution	4.0Megapixels(2560*1440)
	Min. Illumination	0 Lux (With IR Illuminator)
Lens	Lens Type	f.1.9mm ;F2.0
	Angle of view	Diagonal: 170°, Horizontal: 152°, Vertical: 81°
Video	Image Compression	H.264+/H.264
	Image Frame Rate	Max 25fps (2K)
	Resolution	2K(2560*1440) 25fps,1080P(1920x1080) 25fps,720P(1280 x 720)
	Stream	Dual stream
	HDR	Support HDR
	Flip Image	Flip and mirror
	Infrared Mode	1pcs 850nm SMD IR-LEDs
	Night Mode	Manual and automatic modes
	Night Visibility	5m
Audio	Input/Output	Build-in mic and speaker,support full duplex 2-way Audio

	Audio Compression	AAC
Network	Ethernet	Transfer via USB type C to RJ45
	Wireless Standard	2.4GHz&5GHz,IEEE802.11b/g/n/ac
	Wireless Security	WPA, WPA2
	Remote Access	P2P
	Wifi configuration Mode	Support scan QR code , sound wave to add camera
	Network Protocol	IP, TCP, UDP, SMTP, FTP, RTSP, DHCP
System Requirements	Operating System	Microsoft Windows (Foscam VMS), MacOS (Foscam VMS), Android (Foscam app), iOS (Foscam app)
Other Features	Motion Detection	Alarm via E-Mail, FTP and Foscam app when an event is detected
	Sound Detection	Alarm via E-Mail, FTP and Foscam app when an event is detected
	Face Detection	Alarm via E-Mail, FTP and Foscam app when an event is detected
	Face Recognition	Face recognition of max 20 persons(support only with Foscam Cloud)
	Privacy Block	Yes
	HDR	Improve image clarity in complex scenario
	Zoom	6X digital zoom function
	Storage	Support max. 256GB Micro SD card, local and FTP storage,Foscam cloud storage
	Visitors Leave a message	Support the push of guest messages to the APP
Power	Power Supply	AC8~24V/USB C 5V/ DC12~30V
	Power Consumption	8 Watts (Max.)
Physical	Dimension(LxWxH)	115(L)x45 (W)x25 (H) mm
	Net Weight	125g
Accessories	Power Kit	1pcs(work with existing electronic chime)
	Leveler	1pcs(Pre-install the Leveler on the mounting plate)
	Mounting Bracket	Flat Mounting Plate*2pcs,Horizontal Wedge*1pcs,Vertical Wedge*1pcs
	Connector	U-type Connector*1pcs,Fork Connector*1pcs
	Doorbell Wire Extenders and Nuts	With 1pcs extra screw for backup (for AC power of Doorbell), pre-install 2 Wire Extenders on the Doorbell body
	L-shape Screwdriver	1pcs
	Screws	Wall Mount Screws*1sets,Anti-theft Screws*2pcs
Environment	Waterproof	IP65
	Operating Temperature	-20°C~ 50°C (-4°F ~ 122°F)
	Operating Humidity	20% ~ 85% non-condensing
	Storage Temperature	-20°C ~ 60°C (-4°F ~ 140°F)
	Storage Humidity	0% ~ 90% non-condensing
Certification	CE, FCC, RoHS,WEEE	

For other parts, please refer to the “FOSCAM Camera User Manual”